

# Monster Phonics

Dear Parents,

Our new phonics scheme is called 'Monster Phonics' which will be used throughout school, although the primary focus will be in the infants.

The next pages outline the way Monster Phonics works, making learning fun and more memorable. Rather than relying on rote learning, Monster Phonics uses colour-coding to promote understanding, which leads to our children becoming confident, independent learners. Confidence builds their passion for school and for life.

We also have a set of reading books to support our new phonics scheme.

## What is Monster Phonics?

The 26 letters of the alphabet and combinations of these letters make 44 speech sounds in English. The 44 sounds (phonemes) are spelt by 144 different letter combinations (graphemes). For example, the sound A is spelt several different ways, including ay (play) and ai (train).

Traditional ways of learning to spell can be time-consuming and for some children they are ineffective. Monster Phonics teaches children to read by enabling them to identify the individual graphemes (letter combinations) and blend the sounds (phonemes) together to read the word.

To support this process, Monster Phonics uses the 10 monsters to categorise all sounds into 10 simple areas. Furthermore, each monster has a different colour and that colour represents that way of spelling the sound.

## Why does it improve learning?

Children learn through the assignment of colour and the linkage of the sound, as well as seeing the colour, creating more ways of remembering the spelling.

We will be using games, songs and activities that continuously reflect this way of learning, so that structure is constantly seen, heard and experienced by your child.

Find out more about how Monster Phonics works

Visit <https://monsterphonics.com/how-it-work>

# Meet the Monsters

Long A sound



Long ow sound



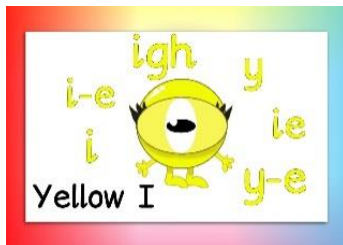
Long E sound



Silent Letters that have no sound



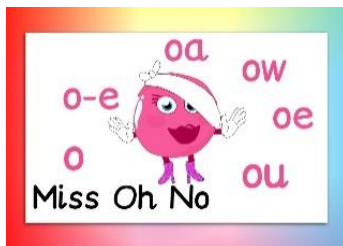
Long I sound




Tricky Letters that make a different sound



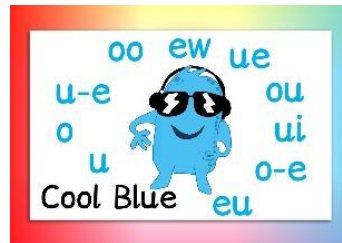

Long O sound



Black Cats – phonetic letters



Long U sound and oo sound



## Angry Red A

a, a-e, ay, ai, ei, eigh, ea, ey

There are 8 graphemes that make the long A sound. We colour them red.

Angry Red A is a memory cue for the long A sound because he makes this sound.



Angry Red **A** is a kind but **crazy** monster. He sometimes **breaks** objects without thinking. He loves driving his **racing** car and has a monster taxi service. On Fridays, his **cave** becomes the **Rave Cave** for the weekly monster disco.

## Green Froggy

e, y, ee, ea, ie, ey, ei, i, e-e, i-e

There are 9 graphemes that make the long E sound. We colour them green.

Green Froggy is a memory cue for the long E sound because she makes this sound.



'Green Froggy is happy to dr **eam** under the **tree**'

'Green Froggy is a **teacher** at the **teapot** school house. She loves to drink **tea** and **coffee** and always looks forward to the **weekend**'

## Yellow I

i, i-e, y, igh, ie, y-e

There are 5 graphemes that make the long I sound. We colour them yellow.

The Yellow I monster is a memory cue for the long I sound because he makes this sound.



Yellow **I** watches over the other monsters from his **lighthouse**. When there is trouble the **lighthouse** blinks and he jumps into action. Yellow **I** is a **spy** who goes on secret missions and loves gadgets like **iPads** and **iPhones**. He can **fly** when he wears his secret cloak.

## Miss Oh No

o, o-e, oa, ow, oe

There are 5 graphemes that make the long O sound. We colour them pink.

Miss Oh No is a memory cue for the long O sound because she says 'Oh No!' when she bumps into things.



Miss **Oh No** loves to dance more than anything else in the world. She is a disco dance teacher giving lessons after school to all the monsters. She is enthusiastic but sometimes lacks coordination! Miss **Oh No** lives inside a pink-coated **doughnut-shaped** house.

## U-Hoo

u, u-e, ew, ue, eu

There are 5 graphemes that make the long U sound. We colour them purple.

U-Hoo is a memory cue for the long U sound because he makes this sound.



**U-Hoo** lives in the outer universe. He calls 'Yoo-hoo!' and waves his **U-shaped** arms to his friends below him. He visits Monster Phonics Land by sliding down a purple **tube** that magically appears. **U-hoo** is a **musician**, playing the drums in the monsters band.

## Cool Blue

u, o, u-e, oo, ew, ue, ou, ui, o-e, eu

There are 10 graphemes that make the long oo sound. We colour them blue.

Cool Blue is a memory cue for the long O sound because he makes this sound.



**Cool Blue** is a **cool** DJ and he also looks after the **zoo**. He adores animals especially kangaroo**s** and cockatoo**s**. **Cool Blue** lives in a blue **moon** house. His favourite DJ event is the Friday Monsters Disco. He also sings the '**Ooh**' vocals in the monsters' band.

## Brown Owl

ow, ou

There are 2 graphemes that make the ow sound. We colour them brown.

Brown Owl is a memory cue for the ow sound.



**Brown Owl** is a **Mountain Rescue Owl**. She lives in a **brown** treehouse at the top of **Monster Mountain** with **Bounder**, her St Bernard. If a monster is lost, she'll save them. She loves comics and talks like a comic book... **POW! WOW! OW!** She excels at school.

## Ghosts

The sound cue for silent letters is "Put your fingers to your lips. Ghost letters make no sound." We colour them white. The ghosts help children to remember to write these letters in words, even though they have no sound.



The ghosts enjoy hiding and jumping out to scare the monsters. They make no sound! This is great for pretending that they are not there. They live in **Tricky Witch's** house and help to look after the **Black Cats**. They feed them and play chase games.

## Tricky Witch

Tricky letters show no grapheme-phoneme correspondence. They make a different sound to the one that has been taught. We colour them gold. For example, the 'a' in 'want' makes an 'o' sound. For Tricky letters, the cue is "Tricky Witch has cast a spell to change the sounds you know so well. Can I catch you out"?



**Tricky Witch** is naughty and casts 'tricky' spells in **Monster Phonics Land** often causing chaos. She lives in the haunted house with the ghosts and the black cats. Her nieces, the **Little Witches** come to visit. **Tricky Witch** loves jewellery and gold bling!

## The Black Cats

The black cats make the phonetic sounds. These are the 26 letters of the alphabetic, 9 consonant digraphs and or and ur. They do not need as sound cue as they are phonetic.



The black cats are happy and playful. They like to line up in a row to make phonetic words. The cats don't understand **Tricky Witch's** magic or how the ghosts can disappear but they are learning how to read simple words using their letter sounds.

Free resources for parents

Activities

<https://monsterphonics.com/free-phonics-worksheets/>

Ideas for learning spellings

<https://monsterphonics.com/free-resources/fun-ways-to-help-children-learn-phonics-spelling/>

Games

<https://monsterphonics.com/games/>

Flashcards

<https://monsterphonics.com/flashcards-2/>

Information about phonics

<https://monsterphonics.com/how-it-works/letters-and-sounds/>

<https://monsterphonics.com/how-it-works/ks1-spelling-curriculum/>

<https://monsterphonics.com/the-phonics-screening-check/>